

# LeoVince®

EXHAUST SYSTEMS

## ISTRUZIONI DI MONTAGGIO KIT LANE

**X3 - SBK Factory/Oval/LV one**

## SOUND-PROOF KIT FITTING INSTRUCTION

**X3 - SBK Factory/Oval/LV one**

## NOTICE DE MONTAGE KIT LAINE DE VERRE

**X3 - SBK Factory/Ovale/LV one**

## MONTAGEANLEITUNG FÜR SCHALLDÄMM-SATZ

**X3 - SBK Factory/Oval/LV one**

## INSTRUCCIONES DE MONTAJE KIT LANA DE VIARIO

**X3 - SBK Factory/Ovalado/LV one**

**414205R**

**LeoVince Europe**

Tel. +39 0173 465111

[www.leovince.com](http://www.leovince.com)

[info@leovince.com](mailto:info@leovince.com)




**LeoVince USA**

Tel. (510) 232-4040

[www.leovinceusa.com](http://www.leovinceusa.com)

[info@leovinceusa.com](mailto:info@leovinceusa.com)

- I - SMONTAGGIO SILENZIATORE
- GB - EXHAUST DISMANTLING
- F - DÉMONTAGE DU SILENCIEUX
- D - SCHALLDÄMPFER DEMONTAGE
- E - DESMONTAJE DEL SILENCIADOR



	BIG	MEDIUM	SMALL
<b>SBK</b>	<b>A</b> 105 139	<b>C</b> 95 125	<b>E</b> 87 100
	<b>B</b> 110 125	<b>D</b> 100 113	
<b>X3</b>	<b>D</b> 100 113	<b>E</b> 90 100	

**I** P= Peso lana a filo continuo.  
• Non ci sono differenziazioni per materiali.

**GB** P= Weight of the sound absorbing material.  
• No difference between the materials.

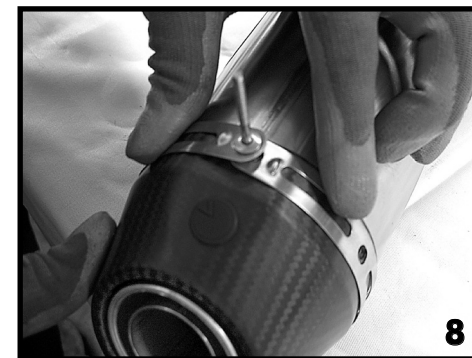


**F** P= Poids de la fibre à fil continu.  
• La fibre convient pour tout type de finition.

**D** P= Gewicht des Schalldämmmaterials.  
• Kein Unterscheid zwischen den Materialien.

**E** P= Peso de la fibra de hilo continuo.  
• La fibra sirve para todos los tipos de revestimiento.



- I - RIASSEMBLAGGIO SILENZIATORE
- GB - EXHAUST ASSEMBLING
- F - RÉMONTAGE DU SILENCIEUX
- D - SCHALLDÄMPFER MONTAGE
- E - REMONTAJE DEL SILENCIADOR





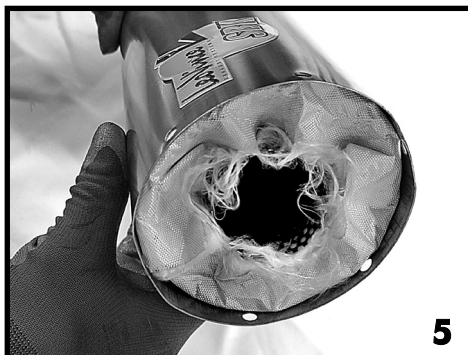
I - RIASSEMBLAGGIO SILENZIATORE

GB - EXHAUST ASSEMBLING

F - RÉMONTAGE DU SILENCIEUX

D - SCHALLDÄMPFER MONTAGE

E - REMONTAJE DEL SILENCIADOR



- I - SMONTAGGIO SILENZIATORE
- GB - EXHAUST DISMANTLING
- F - DÉMONTAGE DU SILENCIEUX
- D - SCHALLDÄMPFER DEMONTAGE
- E - DESMONTAJE DEL SILENCIADOR

