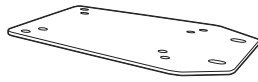


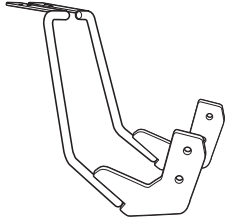
SHAD

SUZUKI V-STROM 800 DE '23 TOP MASTER S0VS83ST

BCN



1 263299 x1



6 263300 x1 →
263301 x1 ←



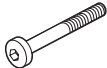
2 261072 x2
Ø20 Ø9 Ø32



3 303045 x2
Ø8



4 303027 x2
Ø8



5 304172 x2
M8x70 DIN 7380



7 303017 x2
Ø6



8 303099 x2
Ø6



9 304079 x2
M6x30 DIN 7380

WARNING!

GB Do not fully tighten the screws until it is ensured that the KIT is correctly attached and aligned. Check tightness every 4 months.

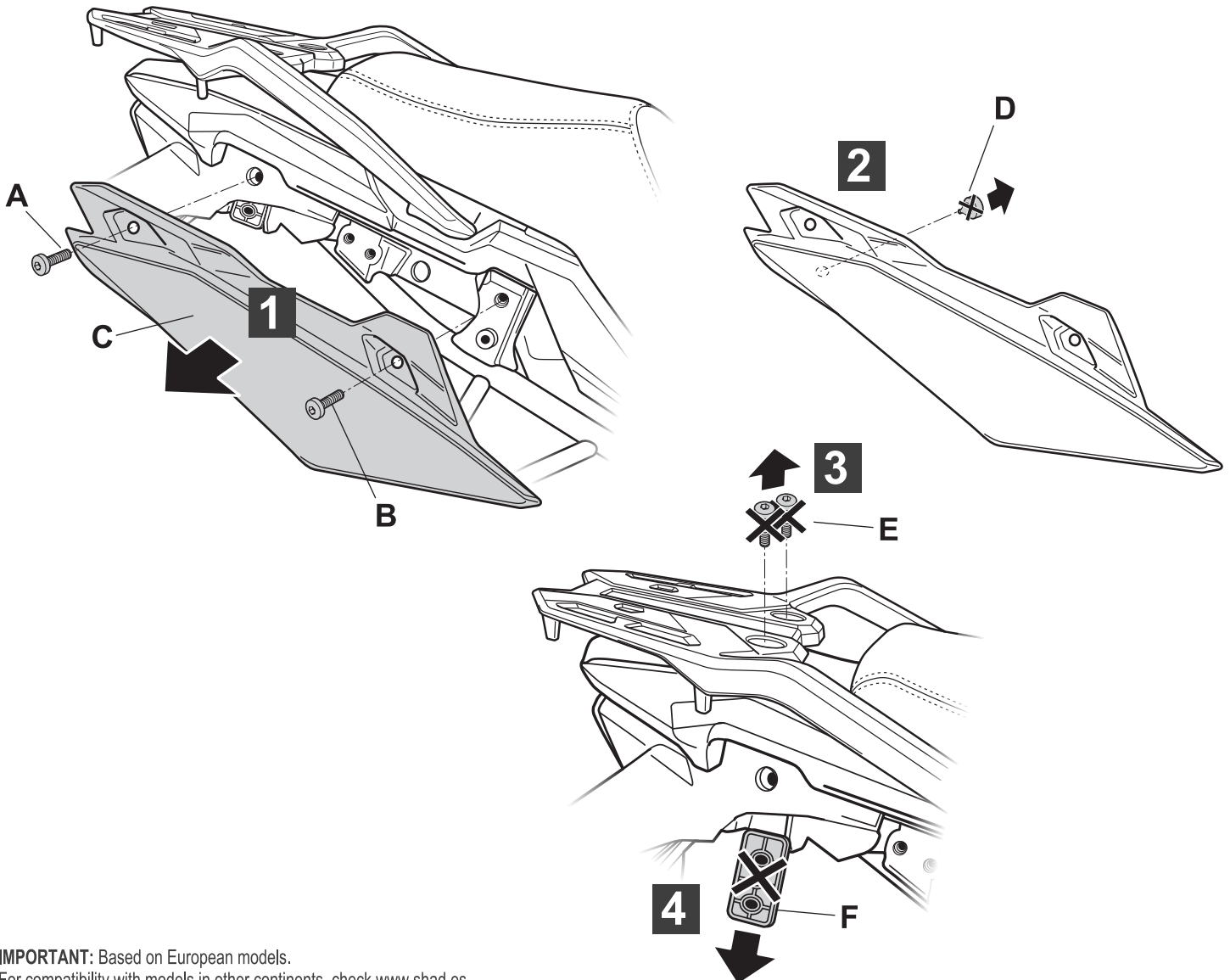
E No apretar los tornillos del todo hasta asegurarse que el KIT está correctamente colocado y alineado. Repasar apriete cada 4 meses.

D Ziehen Sie die Schrauben nicht ganz fest, bevor Sie sich nicht vergewissert haben, daß der Bausatz korrekt eingestellt und ausgerichtet ist. Alle 4 Monate Drehmoment überprüfen.

I Non stringere del tutto le viti fin tanto non si è sicuri che il kit è collocato correttamente e allineato. Controllare il serraggio delle viti ogni 4 mesi.

F Ne pas serrer les vis avant d'être sûr que le KIT soit correctement positionné et ajusté. Vérifier le serrage des vis tous les 4 mois.

ATTENTION: For a full equip assembly, mount the Top master before the 3P or 4P System.



IMPORTANT: Based on European models.
For compatibility with models in other continents, check www.shad.es

