

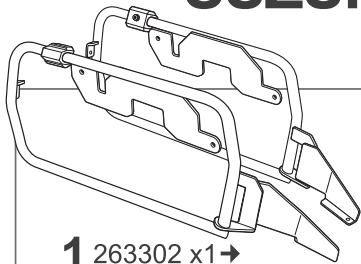
SHAD

SUZUKI V-STROM 800 DE '23

S0VS834P

4P
SYSTEM

BCN



1 263302 x1 →
263303 x1 ←

2 260239 x2
Ø12 Ø8,5 x 8,5

3 260900 x4
Ø16 Ø9 Ø36

4 303017 x8
Ø6

5 303099 x4
Ø6

6 304117 x4
M6x70 DIN 912

7 260375 x2
Ø12 Ø8,5 x 12



8 260648 x2
Ø16 Ø9 x 5



9 303020 x4
Ø8



10 303027 x4
Ø8



11 304053 x4
M8x30 DIN 7380



12 263304 x1



13 302021 x2
M6



14 304052 x2
M6x20 DIN 7380

WARNING!

(GB) Do not fully tighten the screws until it is ensured that the KIT is correctly attached and aligned. Check tightness every 4 months.

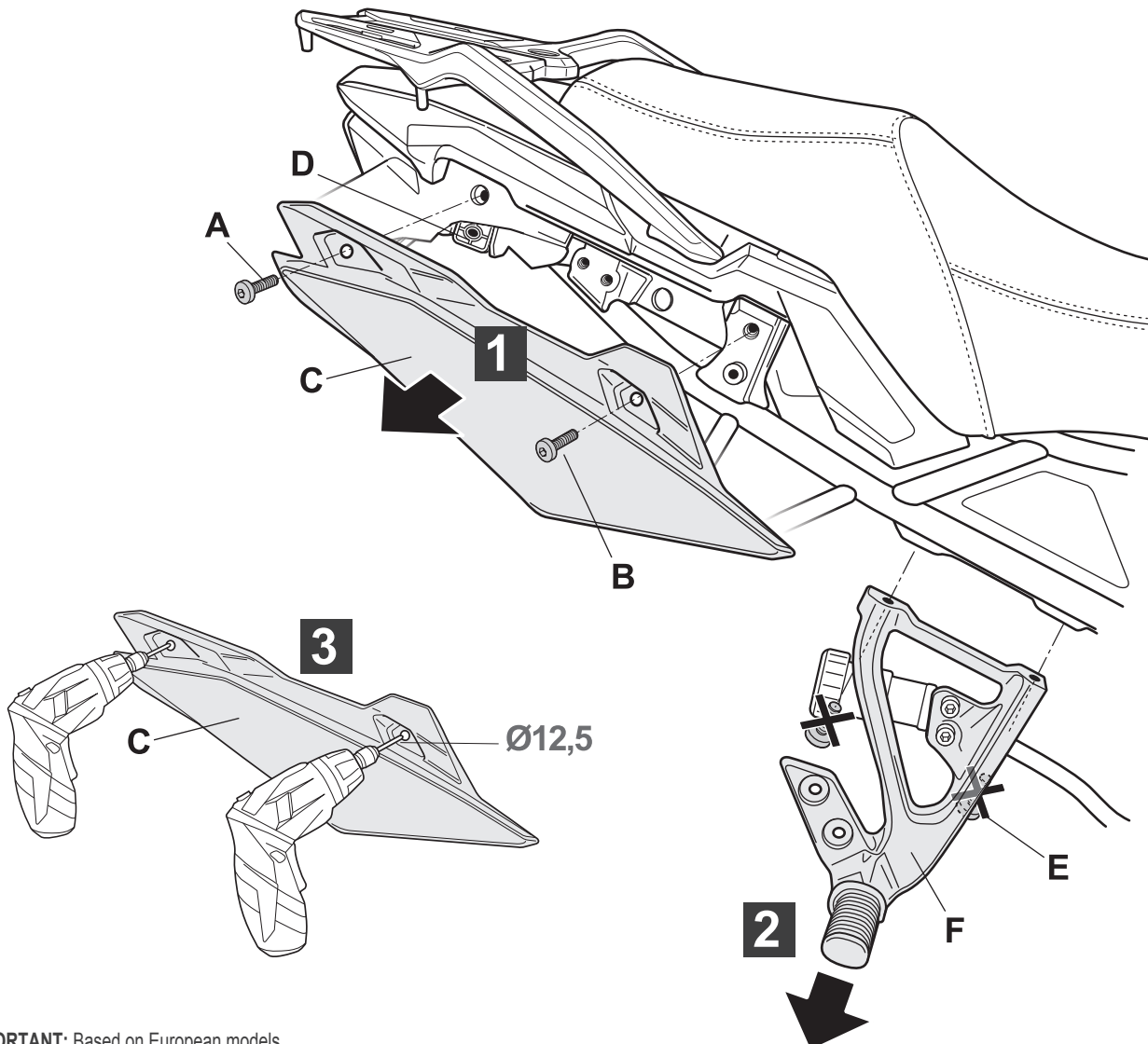
(E) No apretar los tornillos del todo hasta asegurarse que el KIT está correctamente colocado y alineado. Repasar apriete cada 4 meses.

(D) Ziehen Sie die Schrauben nicht ganz fest, bevor Sie sich nicht vergewissert haben, daß der Bausatz korrekt eingestellt und ausgerichtet ist. Alle 4 Monate Drehmoment überprüfen.

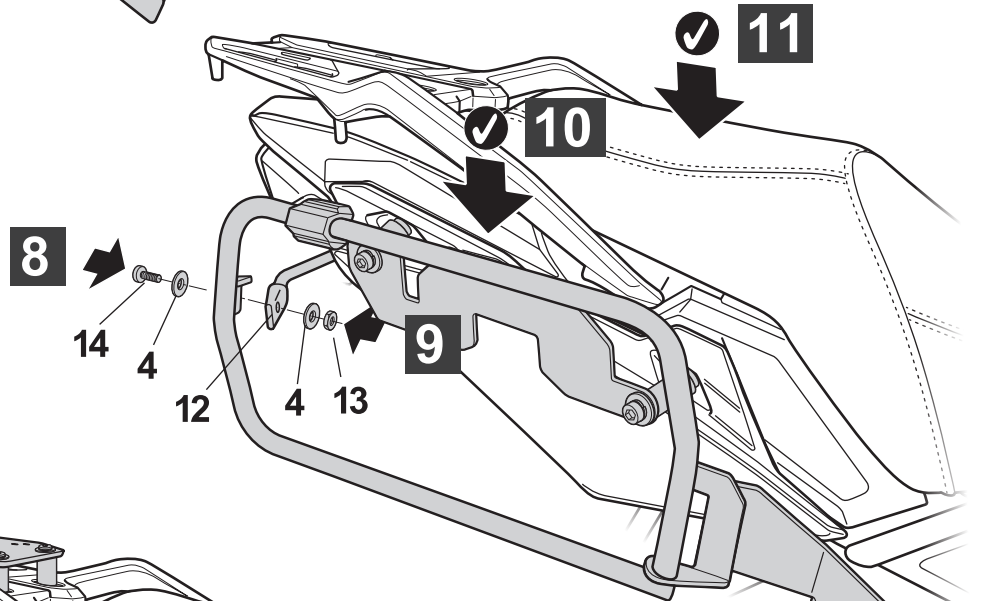
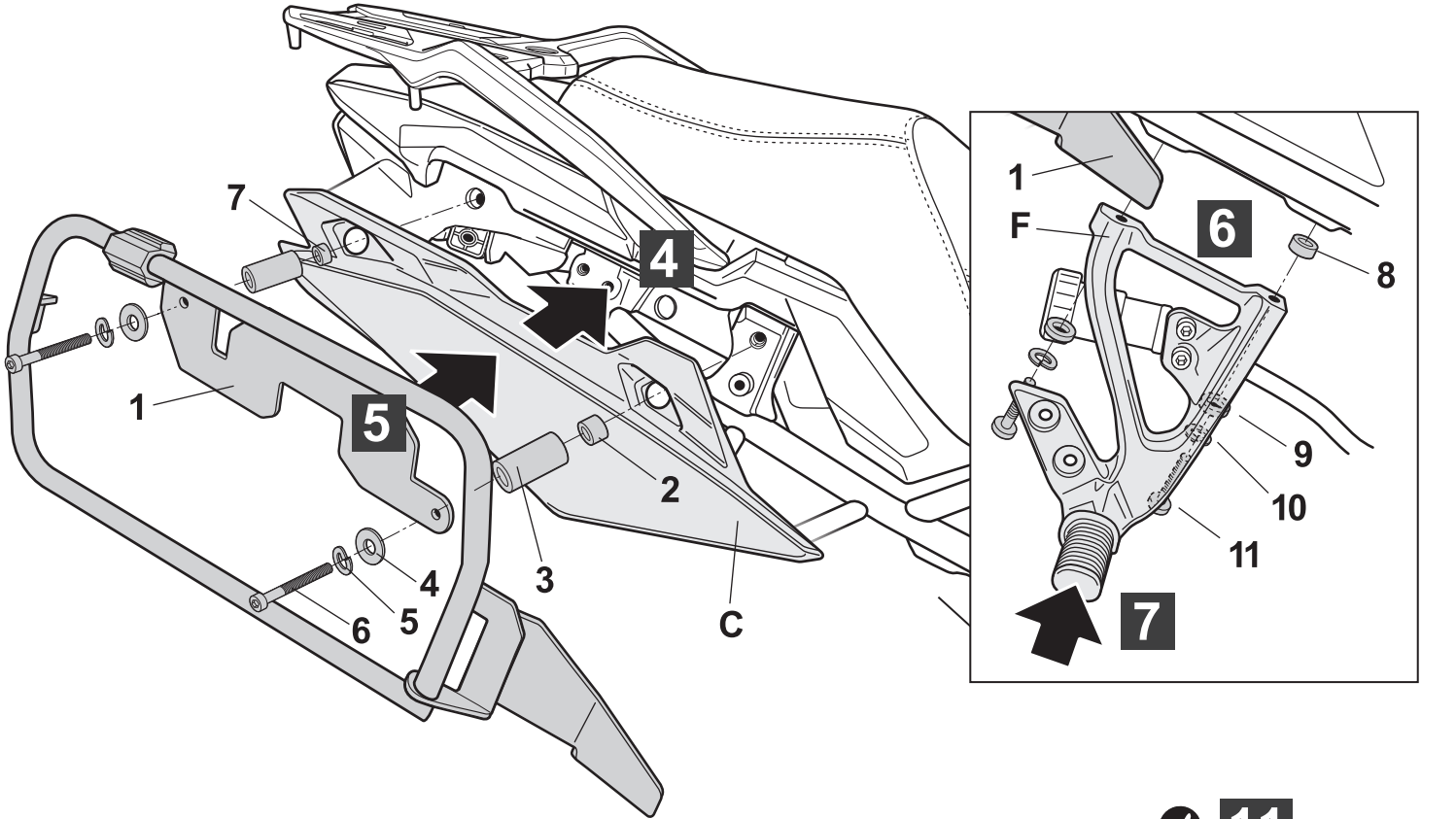
(I) Non stringere del tutto le viti fin tanto non si è sicuri che il kit è collocato correttamente e allineato. Controllare il serraggio delle viti ogni 4 mesi.

(F) Ne pas serrer les vis avant d'être sûr que le KIT soit correctement positionné et ajusté. Vérifier le serrage des vis tous les 4 mois.

ATTENTION: For a full equip assembly, mount the 4P System after the Top master.



IMPORTANT: Based on European models.
For compatibility with models in other continents, check www.shad.es



**TOP MASTER
+
4P SYSTEM**

