

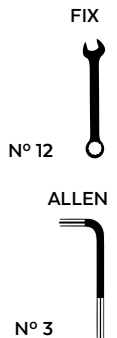
TRIUMPH BONNEVILLE T100/T120/T200/ BONNEVILLE BOBBER / STREET TWIN / STREET CUP


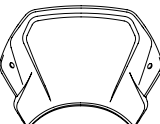
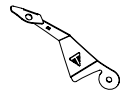











REF 9808

**ALUMINUM
FRONT PLATE**

REF 9191

**ABS
FRONT PLATE**



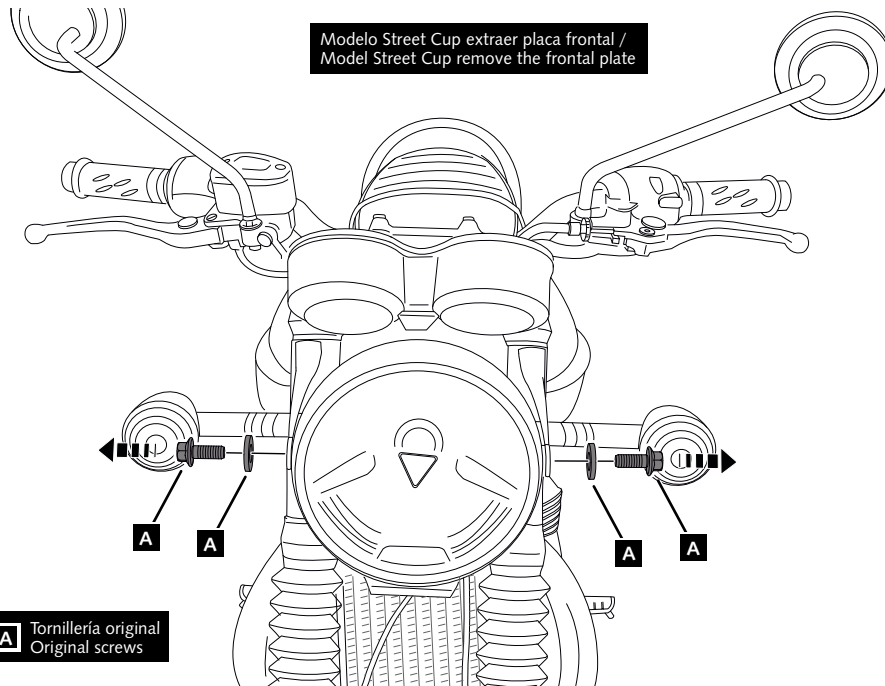
ID.	PIEZA / PART	DESCRIPCIÓN	DESCRIPTION	QTY.	REF.:
1		Placa frontal ABS	ABS front plate	1	10526J/C
		Placa frontal ALUMINIO	ALUMINUM front plate		9807P/N
2		Soporte izquierdo	Left support	1	SOPOR-2P-3-9191
3		Soporte derecho	Right support	1	SOPOR-2P-3-9191
4		Silentblock M5	M5 silentblock	2	SILENBTM5-046/1
5		Casquillo Ø8,5 xØ13 x6	Ø8,5 xØ13 x6 spacer	2	CASQUI-----776
6		Tornillo allen M8x20 DIN912	M8x20 DIN912 allen screw	2	TORNI-D912--164
7		Arandela nylon M5x1	M5x1 nylon washer	2	ARNV0000000245
8		Tornillo allen M5x16 Ø11 ISO 7380 (INOX)	M5x16 Ø11 ISO 7380 allen screw (INOX)	2	TORNI-IA----423
9		Tapón Tornillo M5	M5 screw cap	2	TAPON-----85
10		Separador de silicona Ø8 x2 (Se suministra montado con pieza 1/2)	Ø8 x2 silicon spacers (Supplied mounted with part 1/2)	2	ADHESI-GT-D8---
11		Ribete autoadhesivo longitud de 190mm 6,2mmx2,6mm *SOLO PARA PLACA FRONTAL ALUMINIO (REF:9807)	Self-autoadhesive trim length 190mm 6,2x2,6mm *ONLY FOR ALUMINUM FRONT PLATE (REF:9807)	4	RIBETETP---0900
12		Tornillo allen M5x16 Ø11 ISO 7380	M5x16 Ø11 ISO 7380 allen screw	1	TORNI-I7380-493
13		Kit adhesivos https://www.youtube.com/watch?v=IxEcdLZ58qg	Stickers set https://www.youtube.com/watch?v=IxEcdLZ58qg	1	10535

TRIUMPH BONNEVILLE T100/T120/T200/ BONNEVILLE BOBBER / STREET TWIN / STREET CUP

INSTRUCCIONES DE MONTAJE - MOUNTING INSTRUCTIONS - MONTAGEANLEITUNG

1

**DISASSEMBLY
DESMONTAJE**

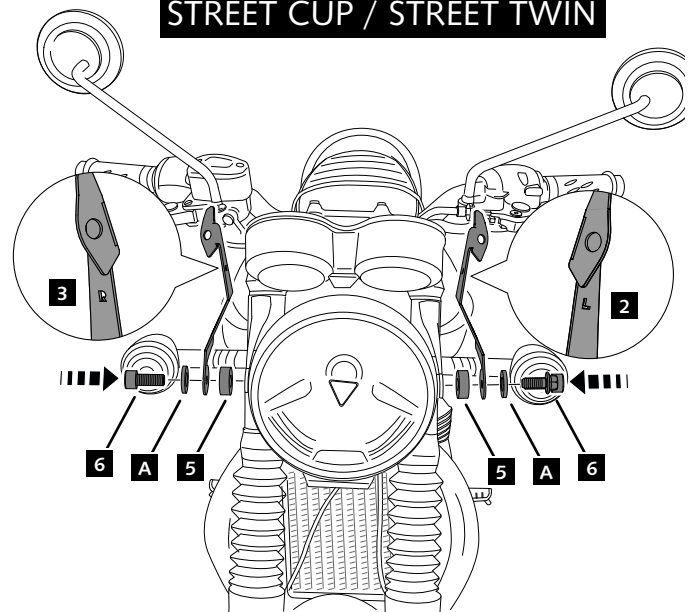
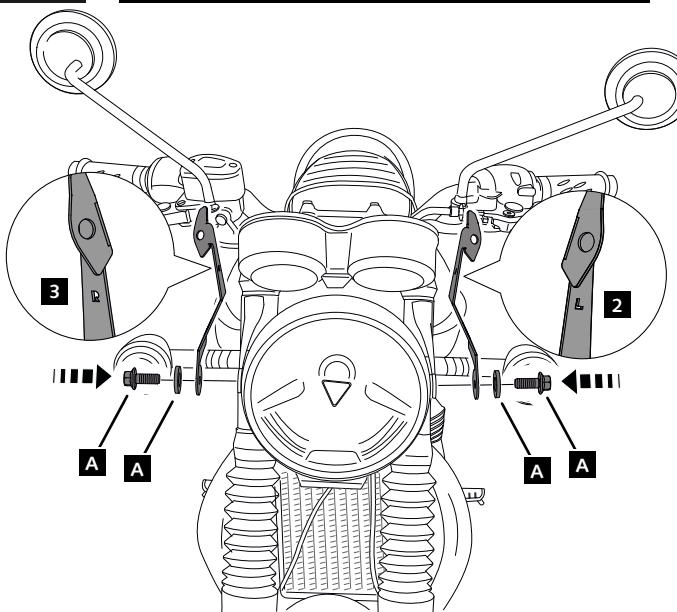


2

**ASSEMBLY
MONTAJE**

BONNEVILLE T100 / T120 / T200

**BONNEVILLE BOBBER /
STREET CUP / STREET TWIN**

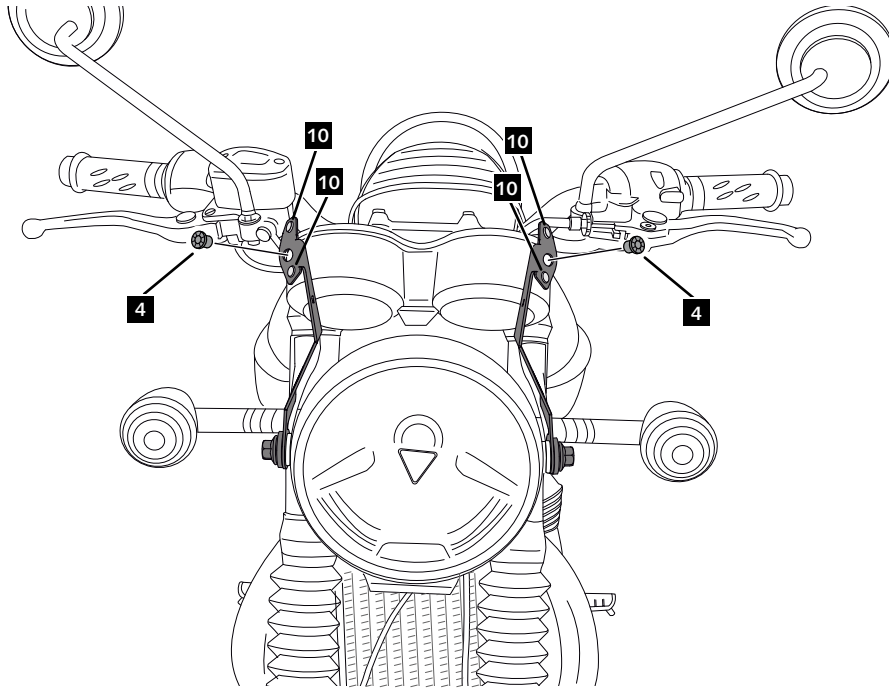


TRIUMPH BONNEVILLE T100/T120/T200/ BONNEVILLE BOBBER / STREET TWIN / STREET CUP

INSTRUCCIONES DE MONTAJE - MOUNTING INSTRUCTIONS - MONTAGEANLEITUNG

3

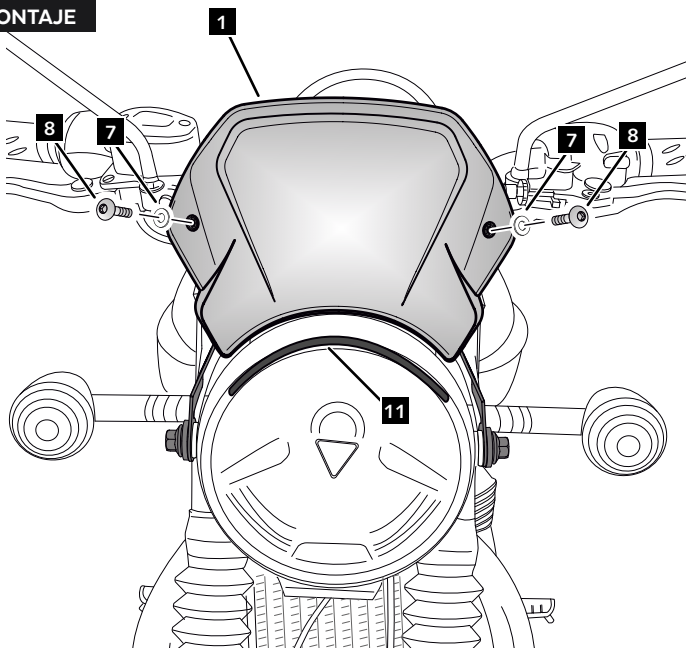
ASSEMBLY
MONTAJE



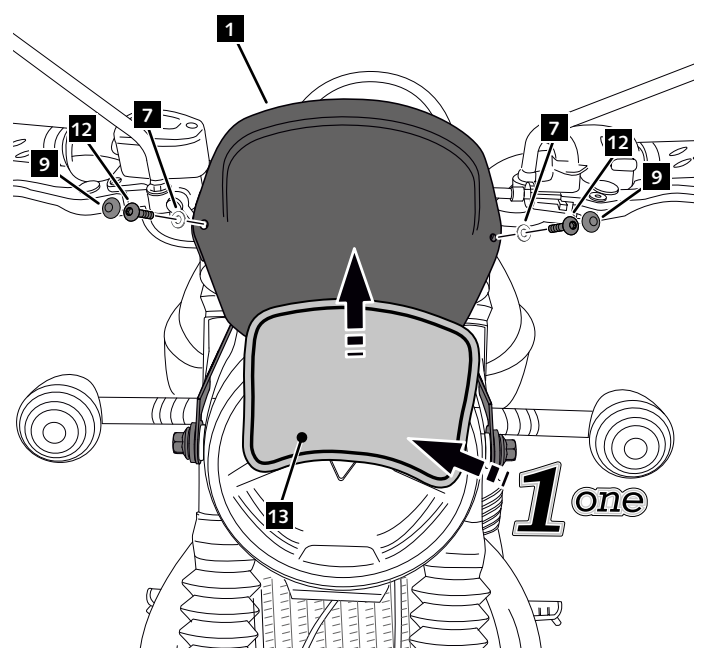
4

ASSEMBLY
MONTAJE

ALUMINUM



ABS



ID13 SOLO SE SUMINISTRA CON PLACA FRONTAL ABS
ONLY SUPPLIED WITH ABS FRONT PLATE