

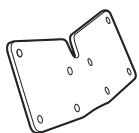
SHAD

ZONTES U1 125 / U 125 '20

ZOU110IF

3P
SYSTEM

DESIGNED IN
BARCELONA



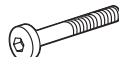
1 262675 x1



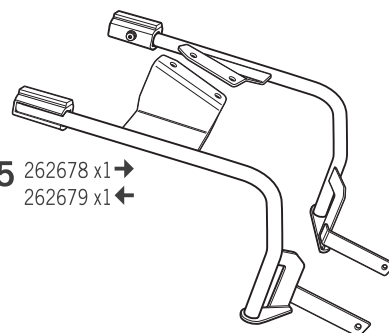
2 260213 x4
Ø16 Ø9 x12



3 303020 x6
Ø8




4 304169 x4
M8 x 50 DIN 7380



5 262678 x1 →
262679 x1 ←



6 303045 x10
Ø8



7 304053 x6
M8 x 30 DIN 7380



8 302024 x6
M8



9 260648 x2
Ø16 Ø9 x5

! WARNING!

GB

Do not fully tighten the screws until it is ensured that the KIT is correctly attached and aligned.

E

No apretar los tornillos del todo hasta asegurarse que el KIT está correctamente colocado y alineado.

D

Ziehen Sie die Schrauben nicht ganz fest, bevor Sie sich nicht vergewissert haben, daß der Bausatz korrekt eingestellt und ausgerichtet ist.

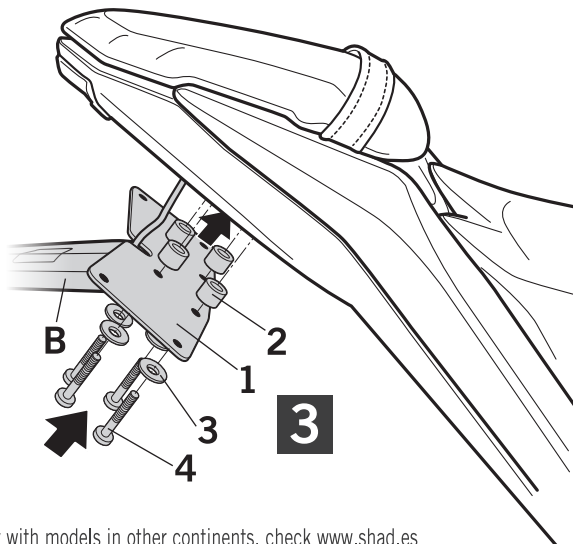
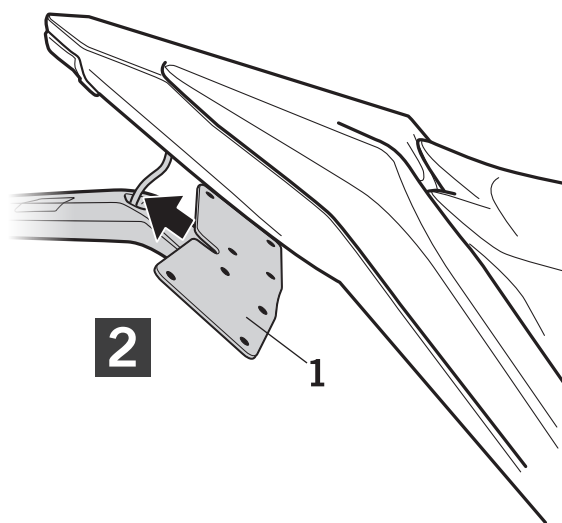
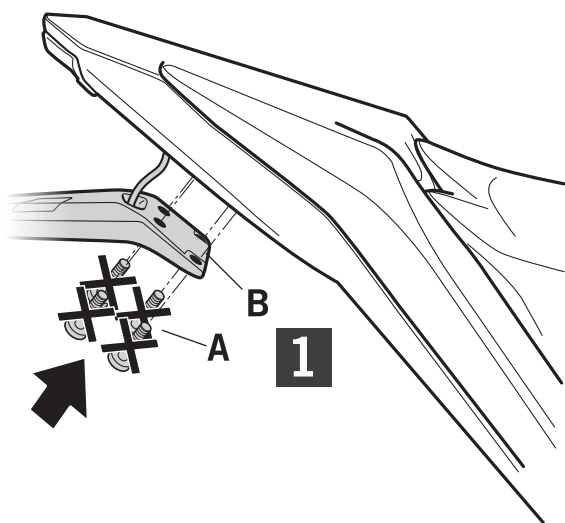
I

Non stringere del tutto le viti fin tanto non si è sicuri che il kit è collocato correttamente e allineato.

F

Ne pas serrer les vis avant d'être sûr que le KIT soit correctement positionné et ajusté.

ATTENTION: For a full equip assembly, mount the 3P System after the top master.



IMPORTANT: Based on European models. For compatibility with models in other continents, check www.shad.es

