

D.I.D.[®]

Racing Chain
Powered by Technology



WAYNE MATLOCK
Matlock Racing
2010 Tecate SCORE Baja 500
Class 25 PRO ATV Winner



RYAN DUNGEY
Team Rockstar Makita Suzuki
2010 AMA SX/MX Champion



JORGE LORENZO
Yamaha MotoGP Team
2010 MotoGP Champion

2011

Powered by Technology

D.I.D.® EXCLUSIVE RACING CHAIN FOR ROAD RACING,



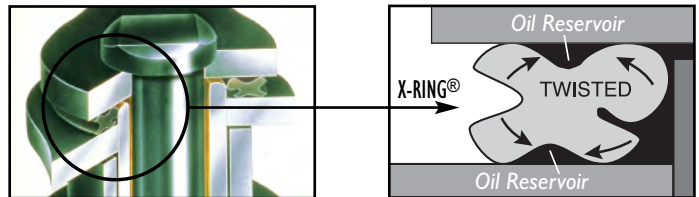
BEN SPIES
Yamaha MotoGP Team



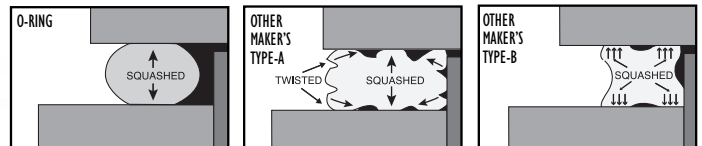
ER ROAD RACING

Chain	Disp. c.c.	Main Feature
415ER	Max. 125c.c.	Non-O-Ring
520ERS2	Max. 250c.c.	
520ERV3*	Max. 750c.c.	X-Ring®

D.I.D.® X-RING® IS SUPERIOR TO OTHER O-RING DESIGNS



VS



JOSH HAYES
Team Graves Yamaha
2010 AMA Pro National Guard
SuperBike Champion

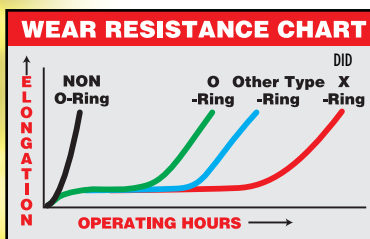
ER OFFROAD RACING

Chain	Disp. c.c.	Main Feature
415ER	50-85c.c.	Mini MX
520ERS2	Max.250c.c.	Trials/Non-O-Ring
520ERV3*	Max.750c.c.	X-Ring®

*ERV3 and former ERV2 connecting links are NOT interchangeable

1.5 TO 2 TIMES LONGER WEAR RESISTANCE

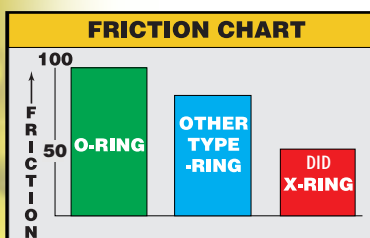
(COMPARED WITH NORMAL O-RING)



The X-Ring's four contact points greatly increase its sealing performance. This keeps the dirt out and the lubrication in much better than any other O-Ring. X-Rings have the greatest wear resistance of any other type of O-Ring or Non-O-Ring chain.

HALF THE POWER LOSS

(COMPARED WITH NORMAL O-RING)



D.I.D.'s PATENTED X-Ring® construction reduces friction by twisting between the side plates instead of being squashed. Normal O-Rings and other makers' modified O-Rings have squashed points that increase friction. The twisting action of the X-Ring® disperses the pressure and minimizes power loss.



KENDALL NORMAN
Johnny Campbell Racing

OFFROAD RACING, MOTOCROSS & ATV RACING



520MX GOLD (G/B)
Heavy Duty



520ERT2 GOLD
The SX/MX Champion - Lightweight and Strong



420NZ3 GOLD (G/B)
Available in Gold or Black
New Anti-Kinking Design



RYAN DUNGEY
Team Rockstar Makita Suzuki
2010 AMA SX/MX Champion



520DZ GOLD (G/B)

The new 520DZ is a great value in a light weight, high performance chain designed for trail riding.



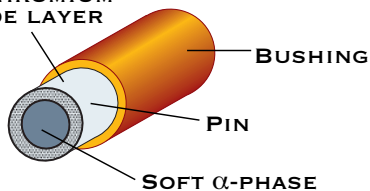
ER SX & MX RACING

Chain	Disp. c.c.	Main Feature
420NZ3*	Max. 150c.c.	Mini MX
428NZ	Max. 100c.c.	Mini MX
520DZ	Max. 250c.c.	Great Value
520ERT2**	Max. 450c.c.	SX Champion
520MX	Max. 500c.c.	Heavy Duty

*420NZ3 & former 420NZ2 connecting links are NOT interchangeable.
**ERT2 and former ERT connecting links are NOT interchangeable.

EXTREME IMPACT PIN STRENGTH

HARD CHROMIUM
CARBIDE LAYER



520ERT2 and 520VT2 are used by the top factory Supercross and Motocross Teams.

520MX chain has higher tensile strength for maximum performance and is ideal for muddy conditions.

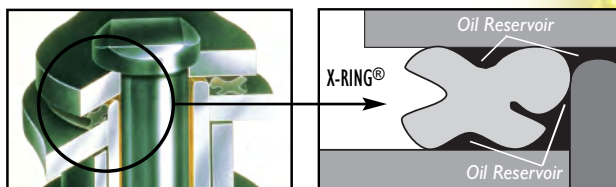
D.I.D.'s exclusive SDH pin treatment is the secret behind the superior performance of our 520ERT2, 520MX and all NZ Series chains.

D.I.D.® ENDURO RACING NARROW X-RING®



520VT2 GOLD (G/B)

This Narrow chain is now upgraded with the low friction D.I.D X-Ring® for greater performance and longer wear. The 520VT2 is designed for Enduro racing motorcycles that can not accommodate a wider sealed chain due to clearance limitations.



ENDURO RACING X-RING VT

Chain	Disp. c.c.	Main Feature
520VT2*	Max. 500c.c.	Narrow Chain

*VT2 and VT connecting links are NOT interchangeable.

D.I.D.® ATV RACING X-RING®

Special steel alloy is used to provide extra strength required for Quad racing.

BRYAN COOK
FRE/KTM Team

ATV RACING

Chain	Disp. c.c.	Main Feature
520ATV	up to 750c.c.	Low Friction




520ATV GOLD (G/B)



Powered by Technology

D.I.D.® SUPERSTREET X-RING® ZVM-X SERIES



520ZVM-X, 525ZVM-X & 530ZVM-X
Available in Gold (G&G), and Black (unplated steel)

D.I.D.'S NEXT
BORN FROM YEAR
MOTOGP DEVELOP
DEMANDING RAC
WORLD. D.I.D.'S NEW
CREATED GRE

- ✓ **Greatest in Rigidity currently available**
(10% higher than previous ZVM2) *2)
- ✓ **Longest Wear Life**
(Wear Resistance Index = 4,000 (525/530))
- ✓ **D.I.D X-Ring has Half the Friction**
(Compared to O-Ring Chain)

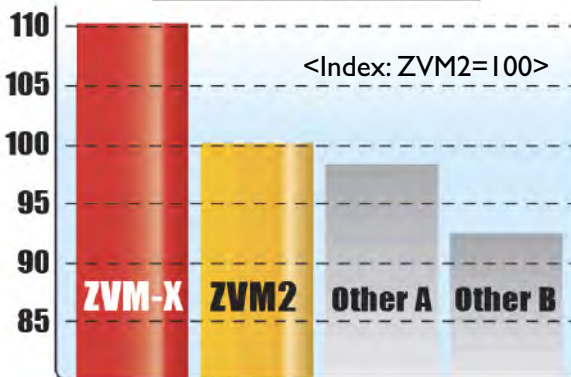
What is R
Rigidity in a C
Resistance
Deformation a

SUPER STREET X-RING® ZVM-X

Chain	Disp. c.c.
520ZVM-X	Max. 1200c.c.
525ZVM-X	Max. 1300c.c.
530ZVM-X	Max. 1400c.c.*1)

*1) The 530ZVM-X is also applicable for custom V-Twin motorcycles.

RIGIDITY INDEX CHART



*2) The above rigidity is based on average of 520/525/530.

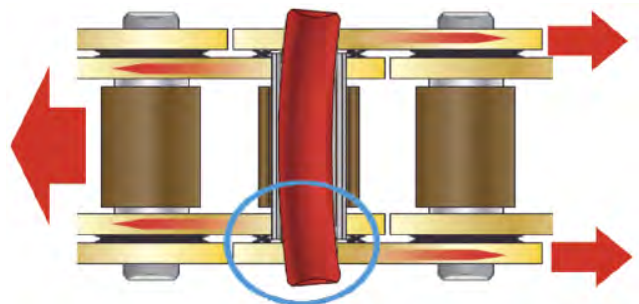
Higher Rigidity

- Smoother
- Reduced F
- Quicker R

VALENTINO ROSSI
Team Ducati



LOWER RIGIDITY



D.I.D.® NEW PRO-STREET X-RING® VX SERIES



428VX, 520VX2, 525VX & 530VX
Available in Gold (G&B), and Black (unplated steel)

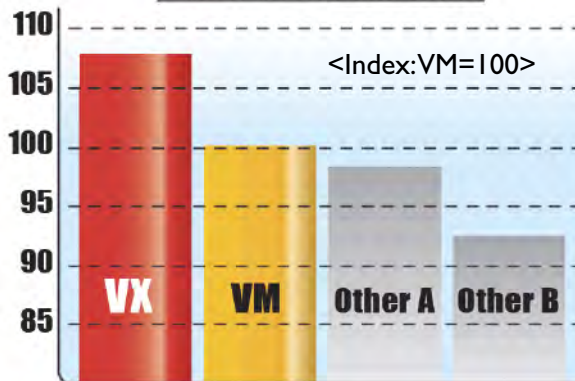
GENERATION
S OF EXPERIENCE IN
MENT AT THE MOST
E TRACKS IN THE
X-RING SERIES WAS
ATER RIGIDITY

Rigidity?
Chain Means
e to Chain
nd Elongation

Rigidity Creates
Handling
Power Loss
e response

- ✓ **Greater Rigidity**
(7% higher than previous VM) *3)
- ✓ **Highest Value in all D.I.D series**
- ✓ **Superior longer life than previous VM series**

RIGIDITY INDEX CHART

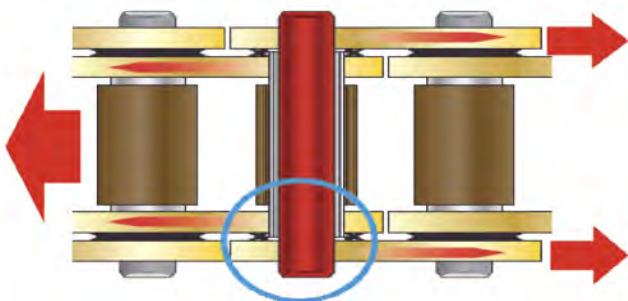


PRO-STREET X-RING® VX

Chain	Disp. c.c.
428VX	Max. 350c.c.
520VX2	Max. 750c.c.
525VX	Max. 750c.c.
530VX	Max. 1000c.c.

*3) The above rigidity is based on average of 520/525/530.

HIGHER RIGIDITY



NICKY HAYDEN
Team Ducati

Powered by Technology

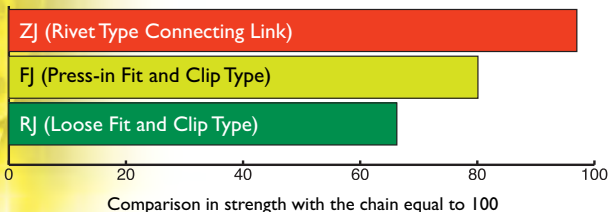
ZJ RIVET CONNECTING LINK

D.I.D's ZJ Rivet Type Connecting Link has comparable strength to that of the other links that compose the factory assembled chain body. This tremendous strength is the result of the new pin head designed to be precisely riveted in a uniform circular configuration with the KM500R chain tool.

ZJ rivet type connecting links are available for all of the V, VX, VT, ZVM and Exclusive Racing Series chains and the 428NZ-530NZ series chains. ZJ rivet links are not currently available for 630V and 632V chains.



All ZJ rivet style cover plates are press-fit.



! The displacement charts in this brochure are for reference only; displacement limitations may vary from model to model. Displacement guidelines are NOT applicable for converted (modified) motorcycles, chain conversions from Original Equipment Manufacturer's required size chain, or racing motorcycles. If your stock motorcycle came with an "endless" chain, a replacement chain must be installed with a rivet type connecting link.

SPROCKET ALIGNMENT

It is important to check sprockets for wear periodically. If wear occurs on the side of the teeth, it means there is misalignment, a condition which will result in greatly reduced chain life. Check sprocket alignment visually by sighting across them from the rear of the motorcycle or by placing a ruler against them to see if they are in the same plane. Realign or replace as required. When new sprockets are installed, they should be carefully aligned on the shafts with a straight edge. Misalignment increases drive noise level and also increases chain and sprocket wear. Chains operating on misaligned sprockets have a tendency to develop tight joints because sprocket teeth force the inside plates outward on the bushings, thus binding the joint.

KM500R CUTTING & RIVETING TOOL MAKES IT EASY TO INSTALL CHAINS WITH RIVET LINKS

- Steel construction for maximum strength
- Small compact design
- Simple to use with easy to follow instructions

This unique item is designed to cut chain, press fit connecting links plates, and rivet pin heads all with one simple to use tool. This tool is for use with D.I.D's ZJ rivet connecting link only. Do not use this to rivet D.I.D XJ links or any other manufacturer's rivet connecting links.

The KM500R may be used to cut any 520, 525, 50(530) or 532 chain.

For easy to follow detailed instructions for the KM500R tool, please go to www.didchain.com.

For riveting 525VX, 530VX, 525ZVM-X and 530ZVM-X chains, the upgraded KM500R pins are needed. KM500R pins have a groove around the larger diameter riveting section.



KM500R Professional with convenient plastic case. Forged Steel Tool is designed for heavy volume dealer use. Made in Japan.

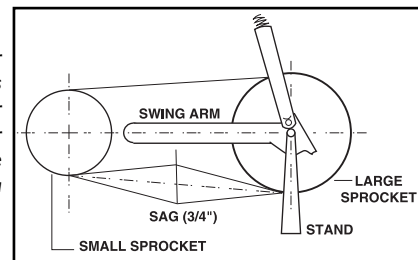
! DID chain tool is exclusively designed for use only with DID ZJ type connecting links. DID ZJ type connecting links are strongly recommended when a particular type of connecting link is not designated as an original part of the motorcycle. For sealed chains, you are strongly recommended to use ZJ connecting links. The operation in cutting and riveting work with the DID chain tool must be performed with complete adherence to the instruction manual enclosed.

! DID motorcycle chains undergo many quality controls during manufacturing. Except for faulty materials and workmanship, the following are excluded from our responsibility; normal wear, incorrect fitment, poor maintenance, any alternation of the motorcycle, or racing use.

A WORD ON SAG ADJUSTMENT

A drive chain that is too tight speeds up wear by excessive pressure on the sprocket teeth, the chain joints and the shaft bearings. A chain that is too loose will wear quickly and may have a whip action that can cause it to snap. A chain that is too tight or too loose will result in excessive elongation. Normal sag (see diagram) is 3/4"*. To check, press down on the top strand of the drive chain with your fingers. Tighten or loosen to achieve 3/4"*.

*This is normal sag, however, your specific motorcycle requirements may vary. Please consult your dealer or owners manual. For motocross motorcycles, please consult the owner's manual or a qualified mechanic.



D.I.D[®] SPECIFICATIONS

EXCLUSIVE RACING ER			D.I.D ER chain is designed exclusively for motorcycle racing. This high performance, light weight chain provides the winning edge in world class competition.										
Model No.	Pin Length		Roller Dia. mm	Plate Thickness		Weight		Tensile Strength		Seal Type	Wear Resistance Index: Std. Chain = 100	Connecting Link	
	mm	in.		Inner mm	Outer mm	Kgs/ 100 Links	Lbs./ 100 Links	KN	Lbs.			Rivet	Clip
415ER	13.50	0.531	7.77	1.5	1.5	0.65	1.43	18.1	4,060	-	350	✓	✓
520ERS2	16.75	0.659	10.16	1.8	1.8	1.15	2.53	25.9	5,830	-	360	✓	✓
520ERT2	17.60	0.693	10.16	2.0	2.0	1.36	2.99	36.0	8,100	-	430	✓	✓
520MX	18.60	0.732	10.16	2.2	2.2	1.56	3.43	39.7	8,930	-	440	✓	✓
520ERV3	18.60	0.732	10.22	2.0	2.0	1.50	3.30	38.5	8,660	X	3,100	✓	N/A
SUPER STREET X-RING ZVM-X GREATEST WEAR RESISTANCE			D.I.D Super Street Chains feature the new X-Ring [®] designed for maximum wear resistance. Super Street Chains are the strongest, longest wearing, high performance drive chains available.										
Model No.	Pin Length		Roller Dia. mm	Plate Thickness		Weight		Tensile Strength		Seal Type	Wear Resistance Index: Std. Chain = 100	Connecting Link	
	mm	in.		Inner mm	Outer mm	Kgs/ 100 Links	Lbs./ 100 Links	KN	Lbs.			Rivet	Clip
520ZVM-X	21.00	0.830	10.22	2.2	2.2	1.63	3.59	38.9	8,745	X	3,500	✓	N/A
525ZVM-X	23.20	0.913	10.32	2.4	2.6	2.11	4.65	46.3	10,408	X	4,000	✓	N/A
530ZVM-X	24.90	0.980	10.32	2.4	2.6	2.20	4.85	46.3	10,408	X	4,000	✓	N/A
PRO-STREET X-RING [®] VX			VX Series Chains have Greater Rigidity and Wear resistance compared to our previous VM Series. A patented low friction X-Ring [®] is used for maximum performance.										
Model No.	Pin Length		Roller Dia. mm	Plate Thickness		Weight		Tensile Strength		Seal Type	Wear Resistance Index: Std. Chain = 100	Connecting Link	
	mm	in.		Inner mm	Outer mm	Kgs/ 100 Links	Lbs./ 100 Links	KN	Lbs.			Rivet	Clip
428VX	20.65	0.813	8.60	2.0	2.0	1.21	2.66	33.0	7,420	X	2,700	✓	✓
520VX2	18.70	0.736	10.22	2.0	2.0	1.52	3.35	36.5	8,210	X	3,500	✓	✓
525VX	21.80	0.858	10.32	2.2	2.2	1.84	4.05	41.0	9,220	X	3,600	✓	✓
50(530)VX	23.30	0.917	10.32	2.2	2.2	1.94	4.27	41.0	9,220	X	3,800	✓	N/A
532ZLV	24.80	0.976	11.10	2.4	2.4	2.20	4.85	43.4	9,750	X	3,300	✓	N/A
PROFESSIONAL O-RING V			The Professional O-Ring Series is a high quality O-Ring chain with excellent wear resistance. D.I.D Professional V Series chain is a great value O-Ring chain.										
Model No.	Pin Length		Roller Dia. mm	Plate Thickness		Weight		Tensile Strength		Seal Type	Wear Resistance Index: Std. Chain = 100	Connecting Link	
	mm	in.		Inner mm	Outer mm	Kgs/ 100 Links	Lbs./ 100 Links	KN	Lbs.			Rivet	Clip
420V	16.90	0.665	7.77	1.5	1.5	0.73	1.60	15.8	3,560	O	700	✓	✓
630V	25.30	0.996	11.96	2.4	2.4	2.96	6.52	48.1	10,820	O	2,050	✓	✓
SUPER NON-O-RING NZ			Feature: • SDH treatment on pins • Quad-rievted pins • Solid bushing										
Model No.	Pin Length		Roller Dia. mm	Plate Thickness		Weight		Tensile Strength		Seal Type	Wear Resistance Index: Std. Chain = 100	Connecting Link	
	mm	in.		Inner mm	Outer mm	Kgs/ 100 Links	Lbs./ 100 Links	KN	Lbs.			Rivet	Clip
420NZ3	16.75	0.659	7.77	1.8	1.8	0.82	1.81	21.9	4,930	-	410	N/A	✓
428NZ	18.90	0.744	8.50	2.0	2.0	1.00	2.20	25.5	5,740	-	410	✓	✓
520DZ	17.65	0.695	10.16	2.0	2.0	1.40	3.08	35.0	7,870	-	210	✓	✓
520NZ	18.35	0.722	10.20	2.2	2.2	1.61	3.54	35.8	8,050	-	410	✓	✓
525NZ	20.60	0.811	10.22	2.4	2.2	1.81	3.99	39.2	8,820	-	410	✓	✓
50(530)NZ	22.55	0.888	10.20	2.4	2.4	1.85	4.07	38.3	8,600	-	410	✓	✓
ENDURO RACING X-RING VT			Narrow width of X-Ring allows chain to be used on bikes originally equipped with Non-O-Ring chain. Consult DID or your dealer for application										
Model No.	Pin Length		Roller Dia. mm	Plate Thickness		Weight		Tensile Strength		Seal Type	Wear Resistance Index: Std. Chain = 100	Connecting Link	
	mm	in.		Inner mm	Outer mm	Kgs/ 100 Links	Lbs./ 100 Links	KN	Lbs.			Rivet	Clip
520VT2	18.70	0.736	10.16	2.0	2.0	1.49	3.28	37.5	8,440	X	3,060	✓	✓
ATV RACING			D.I.D's 520ATV X-Ring [®] chain was designed exclusively for the severe demands of ATV racing.										
Model No.	Pin Length		Roller Dia. mm	Plate Thickness		Weight		Tensile Strength		Seal Type	Wear Resistance Index: Std. Chain = 100	Connecting Link	
	mm	in.		Inner mm	Outer mm	Kgs/ 100 Links	Lbs./ 100 Links	KN	Lbs.			Rivet	Clip
520ATV	21.00	0.827	10.22	2.2	2.2	1.66	3.65	33.9	7,610	X	3,250	✓	✓

- NOTES: 1. Clip type of master links for 415ER,ERS2, ERT2, MX, 420V, 420NZ3, and 520DZ are loose fit.
2. Seal Type: O = O-Ring, X = X-Ring[®]
3. Pitch: 415/420/428 = 12.70mm (1/2"), 520/525/50(530)/532 = 15.875mm (5/8"), 630/632 = 19.05mm (3/4")
4. Width: 415 = 4.76mm (.187"), 420/520 = 6.35mm (.250") • 428 = 7.94mm (.313"), 525 = 7.93mm (.312") • 50(530)/630/632 = 9.53mm (.375")
5. D.I.D chain will be continually improved and up-dated without notice to meet the ever increasing demands of modern machines.
6. Connecting links between chain types and models are NOT interchangeable. You must use connecting link designed for your specific chain.
EXAMPLE: 520VX2 connecting links are NOT compatible with 520ZVM-X chains.

*The 520ZVM-X replaces the 520ZVM2 chain. 520ZVM-X marked on the side plate and box. Master link NOT interchangeable between old and new chain.
The 525ZVM-X replaces the 525ZVM2 chain. 525ZVM-X marked on the side plate and box. Master link NOT interchangeable between old and new chain.
The 530ZVM-X replaces the 530ZVM2 chain. 530ZVM-X marked on the side plate and box. Master link NOT interchangeable between old and new chain.
The 520VX2 replaces the 520VX chain. 520VX2 marked on the side plate and box. Master link NOT interchangeable between old and new chain.
The 520ERT2 replaces the 520ERT chain. 520ERT2 marked on side plate and box. Master link NOT interchangeable between old and new chain.
The 520ERV3 replaces the 520ERV2 chain. 520ERV3 marked on side plate and box. Master link NOT interchangeable between old and new chain.
The 520VT2 replaces the 520VT chain. 520VT2 marked on side plate and box. Master link NOT interchangeable between old and new chain.
The 420NZ3 replaces the 420NZ2 chain. 420NZ3 marked on side plate and box. Master link NOT interchangeable between old and new chain.



KEVIN WINDHAM
Geico Powersports Honda



RYAN VILLOPOTO
Monster Energy Kawasaki

D.I.D.[®]
Racing Chain
Powered by Technology

www.didchain.com

D.I.D.[®] APPLICATION

CATEGORY	Disp. (c.c.)	100	125	250	350	400	500	750	900	1000	1300
STREET	428VX	■	■	■	■	■	■				
	520VX2	■	■	■	■	■	■	■			
	525VX	■	■	■	■	■	■	■			
	50(530)VX	■	■	■	■	■	■	■	■		
	520ZVM-X	■	■	■	■	■	■	■	■	■	
	525ZVM-X	■	■	■	■	■	■	■	■	■	■
	50(530)ZVM-X	■	■	■	■	■	■	■	■	■	■
SPRINT	415ER	■	■								
	520ERS2	■	■								
SUPERBIKE & SUPERSPORT	520ERV3	■	■	■	■	■	■	■			
ENDURANCE	520ERV3	■	■	■	■	■	■	■			
SUPERCROSS & MOTOCROSS	420NZ3	■	■								
	428NZ	■	■								
	520DZ	■	■	■	■	■	■				
	520ERT2	■	■	■	■	■	■	■			
	520MX	■	■	■	■	■	■	■			
TRIAL	520ERS2	■	■								
	520VX2	■	■	■	■	■	■				
RALLY & ENDURO	520ERV3	■	■	■	■	■	■	■			
	520VT2	■	■	■	■	■	■				
	520VX2	■	■	■	■	■	■				
DUAL PURPOSE	428VX	■	■								
	520VX2	■	■	■	■	■	■	■			
ATV	520ATV	■	■	■	■	■	■	■			

*The above displacement chart is for reference only; displacement limitations may vary from model to model. Displacement guidelines are **NOT** applicable for converted (modified) motorcycles, chain conversions from Original Equipment Manufacturer's required size chain, or racing motorcycles. If your stock motorcycle came with an "endless" chain, a replacement chain must be installed with a rivet type connecting link.

D.I.D.[®]

For Distributor information go to:
www.didchain.com

D.I.D. Co., Ltd.
12-12, Minami-Semba, 2-Chome
Chuo-Ku, Osaka, 542-0081, Japan
PH: Int'l-81-6-6251-2028
FAX: Int'l-81-6-6258-3230

DID EUROPE Srl
Via Del Fonditore
16-40138 Bologna, Italy
PH: Int'l-39-051-531543
FAX: Int'l-39-051-6014912
E-MAIL: daido@did-eu.it